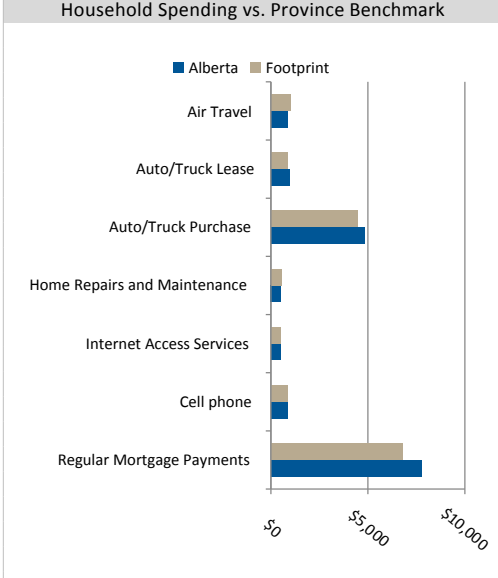


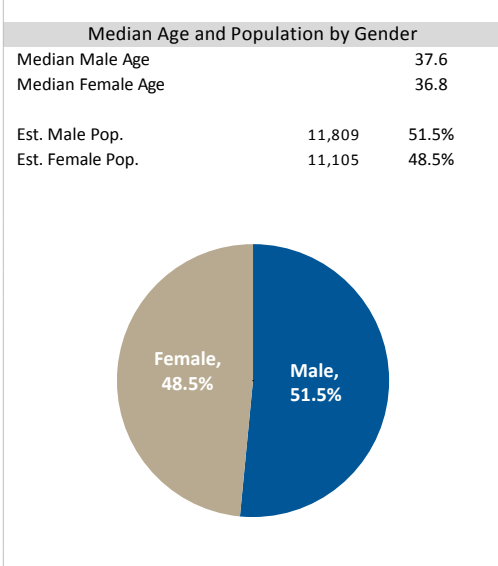
Household Spending

	Annual Expenditures / HH
Regular Mortgage Payments	\$6,729
Cell phone	\$804
Internet Access Services	\$419
Home Repairs and Maintenance	\$467
Auto/Truck Purchase	\$4,408
Auto/Truck Lease	\$796
Air Travel	\$954



Population by Age and Gender

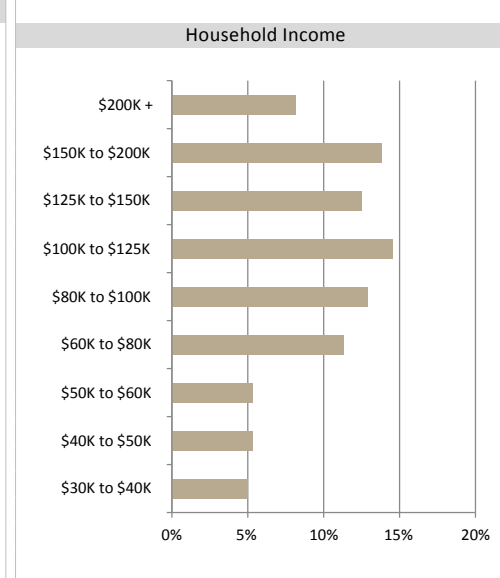
Age Group	Population	%
0 to 9 years	1,958	9%
10 to 16 years	792	3%
15 to 19 years	923	4%
20 to 24 years	1,853	8%
25 to 34 years	4,917	21%
35 to 44 years	4,150	18%
45 to 54 years	3,121	14%
55 to 64 years	2,821	12%
65 to 74 years	1,508	7%
75 years and over	872	4%



Household Income

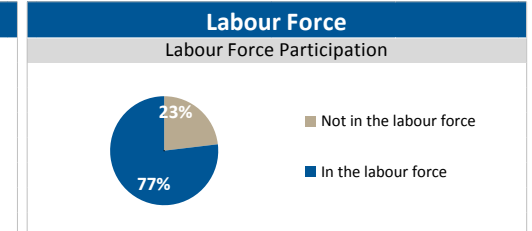
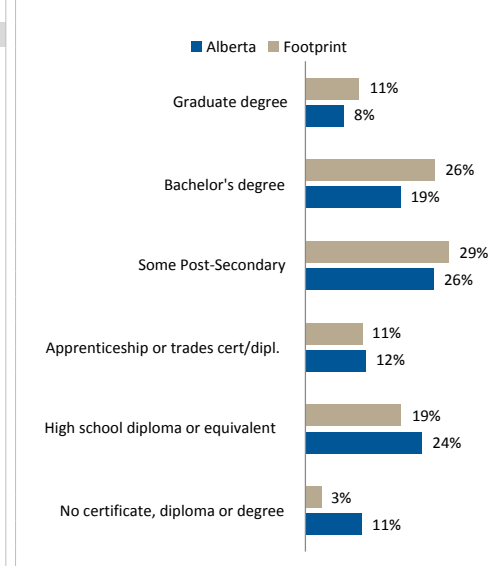
Income Range	Households	% of HH's
\$30K to \$40K	428	5%
\$40K to \$50K	455	5%
\$50K to \$60K	459	5%
\$60K to \$80K	981	11%
\$80K to \$100K	1,116	13%
\$100K to \$125K	1,262	14%
\$125K to \$150K	1,087	12%
\$150K to \$200K	1,197	14%

Median Est. Household Income: \$97,827

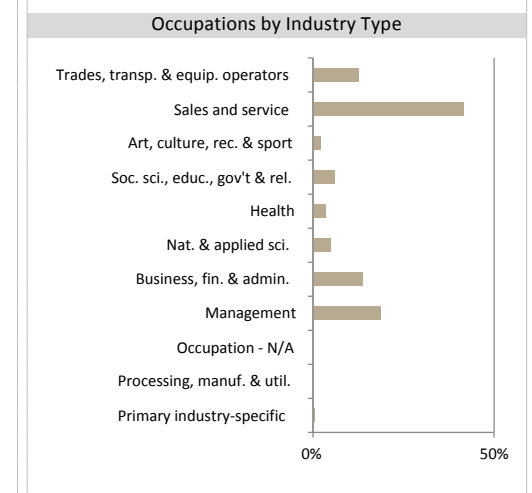


Educational Attainment

Education Level	%
No certificate, diploma or degree	3%
High school diploma or equivalent	19%
Apprenticeship or trades cert/dipl.	11%
Some Post-Secondary	29%
Bachelor's degree	26%
Graduate degree	11%

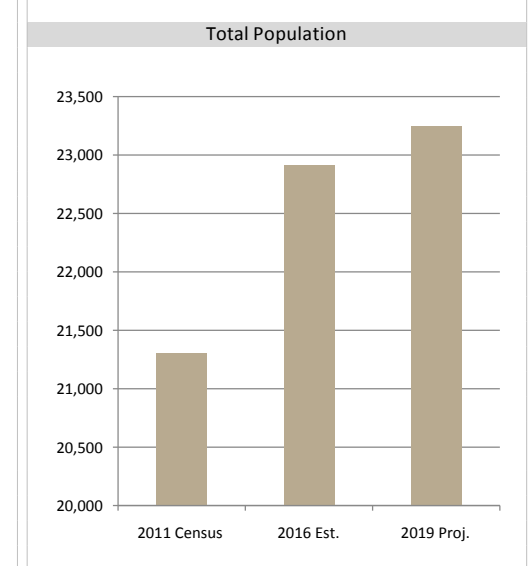


- #### Top 5 Occupations by Industry Type
- Sales and service
 - Management
 - Business, finance & administrative
 - Trades, transport and equipment operators and related
 - Social science, education, government and religion



Population Growth

2011 Census	21,301
2016 Population estimate	22,914
2019 Population projection	23,252
Pop. Growth (2011-2016)	1,613 (7.6%)
Pop. Growth (2016-2019)	338 (1.5%)



Legend

Study Area

 CANMORE/BANFF ROCKY MOUNTAIN

Map

